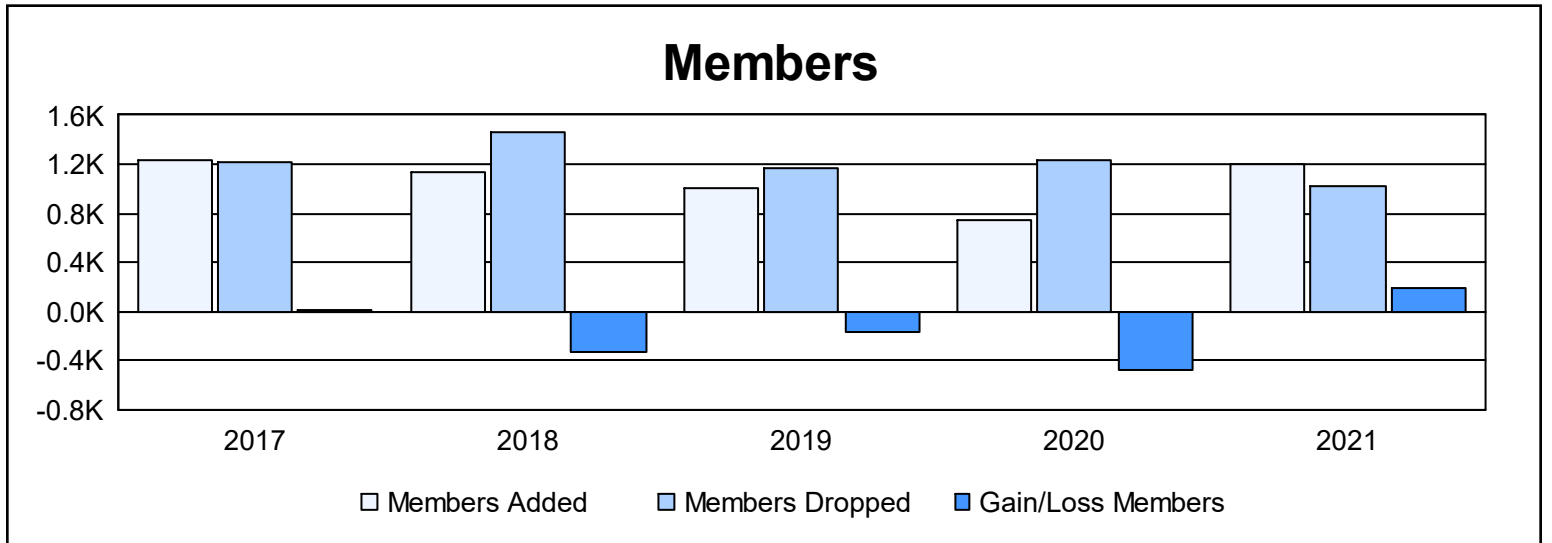
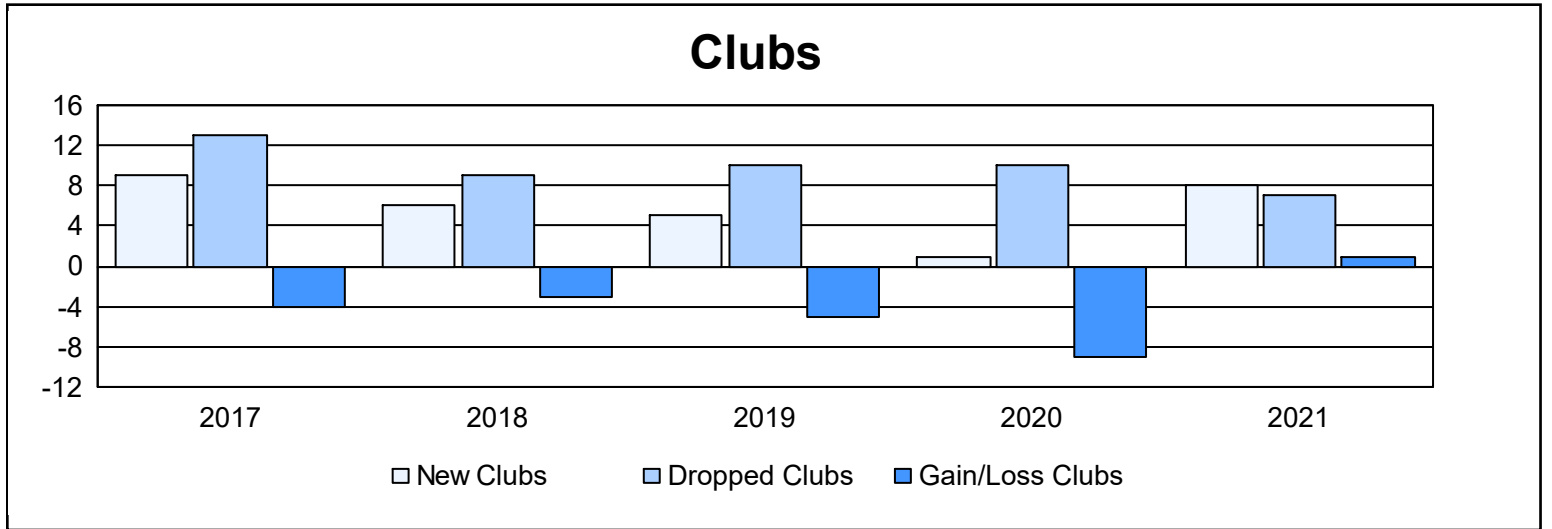
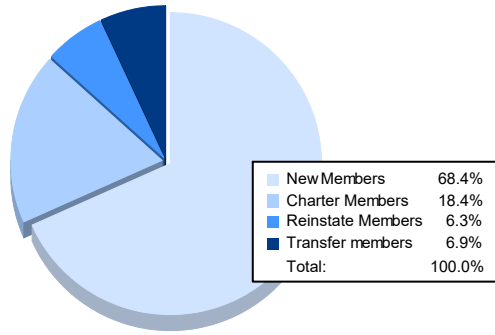


Year	New Clubs	Dropped Clubs	Gain/ Loss Clubs	New Members	Charter Members	Reinstate Members	Transfer Members	Total Member Added	Total Members Dropped	Gain/ Loss Members
2016-2017	9	13	-4	749	298	54	136	1,237	1,218	19
2017-2018	6	9	-3	788	156	76	114	1,134	1,458	-324
2018-2019	5	10	-5	642	184	86	88	1,000	1,169	-169
2019-2020	1	10	-9	497	46	135	73	751	1,229	-478
2020-2021	8	7	1	824	221	76	83	1,204	1,020	184
Average	6	10	-4	700	181	85	99	1,065	1,219	-154



Membership Composition June 2021 Cumulative



Gender Composition June 2021 Cumulative

